

# CG Real Return Fund (GBP Hedged)

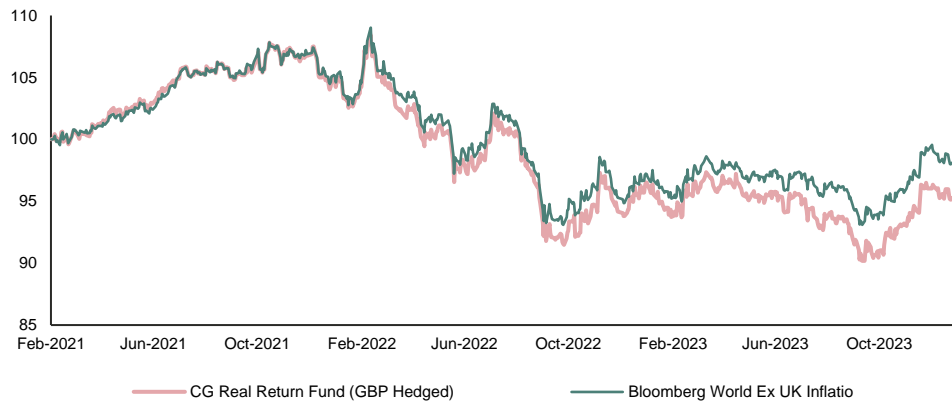
31 January 2024



## Investment Objective

To achieve long-term real returns by investing in high-quality international Index-Linked Bonds (ex. United Kingdom), including but not limited to Australia, Canada, Denmark, Japan, Sweden and the United States. The Fund is actively managed, without reference to a benchmark.

## Performance Since Inception (total return)



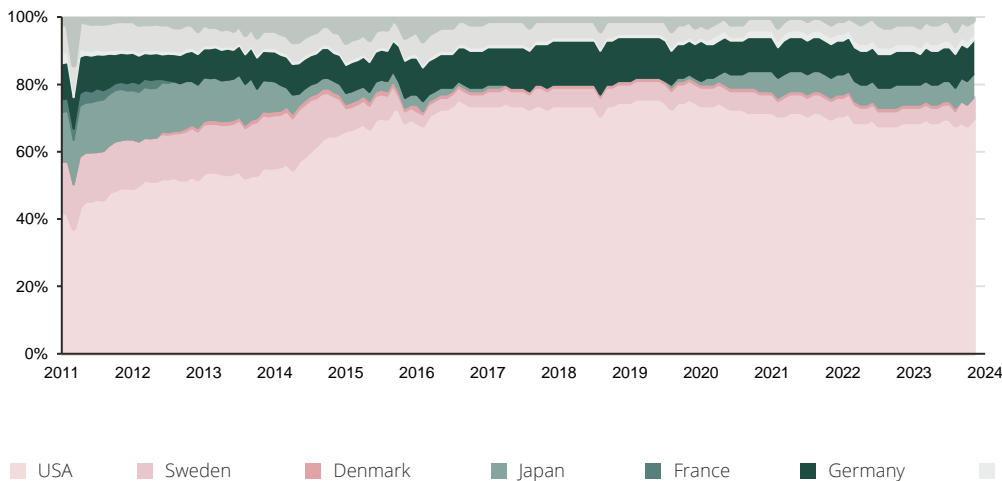
## Fund Information

|                       |        |
|-----------------------|--------|
| Share Price           | £91.48 |
| Fund Size             | £489m  |
| Class Size            | £118m  |
| No. of Holdings       | 59     |
| Dividend Yield        | <2%    |
| Management Fee <£500m | 0.30%  |
| Management Fee >£500m | 0.20%  |
| Total Expense Ratio   | 0.38%  |

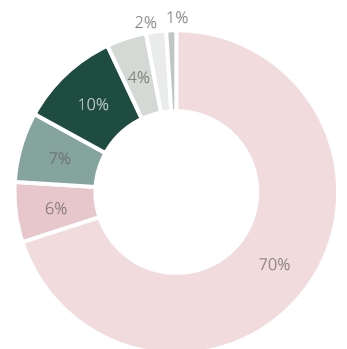
## Return History (total return)

| 1 month | 3 months | 6 months | YTD   | 1 year | 2019 | 2020 | 2021 | 2022   | 2023 |
|---------|----------|----------|-------|--------|------|------|------|--------|------|
| -0.2%   | 5.9%     | 0.9%     | -0.2% | 0.3%   | n/a  | n/a  | n/a  | -12.8% | 2.6% |

## Asset Allocation Development



## Asset Allocation



## Risk Data

|  | 5 Yr Return Annualised | 5 Yr Standard Deviation | 5 Yr Max Drawdown | Since Inception Return Annualised | Since Inception Standard Deviation Annualised | Since Inception Max Drawdown |
|--|------------------------|-------------------------|-------------------|-----------------------------------|---|------------------------------|
| Real Return Fund (GBP Hedged)              | n/a                    | n/a                     | n/a               | -1.4%                             | 7.8%  | -15.7%                       |
| Bloomberg World Ex UK Inf-Lkd (GBP Hedged) | n/a                    | n/a                     | n/a               | -0.4%                             | 7.1%  | -13.2%                       |

# CG Real Return Fund (GBP Hedged)

31 January 2024



## Largest Bond Holdings

|                           |      |
|---------------------------|------|
| GERMAN I/L 0.10% 15/04/26 | 5.5% |
| US I/L 0.625% 15/02/43    | 5.2% |
| US I/L 1.375% 15/02/44    | 5.0% |
| US I/L 0.75% 15/02/45     | 4.5% |
| US I/L 1.375% 15/07/33    | 4.3% |

## Credit Ratings

|              |     |
|--------------|-----|
| AAA          | 23% |
| AA           | 70% |
| A            | 7%  |
| BBB          | 0%  |
| BB and below | 0%  |

## Characteristics

|                          |         |
|--------------------------|---------|
| Number of bonds          | 59      |
| Yield to maturity (real) | 1.4%    |
| Average maturity         | 9.1 Yrs |
| Average coupon (real)    | 1.0%    |
| Composite rating         | AA      |
| Duration                 | 8.1 Yrs |

## Contact

t. +44 (0) 20 3906 1649  
e. IR@cgasset.com  
a. 20 King Street, London, EC2V 8EG  
[cgasset.com](http://cgasset.com)

## Fund Information

|                 |   |
|-----------------|---|
| Launch Date     | 26 February 2021  |
| Fund Status     | Open  |
| Dealing         | Daily pricing, dealing cut-off 14:00  |
| Dealing Contact | cgtainstructions@ntrs.com   |
| TA Contact      | cg_ta@ntrs.com  |
| ISIN            | IE00BLCGR562  |
| Administrator   | Northern Trust  |
| Dividend        | Annual<br>£2.06 per share on 10/11/2023   |
| Eligibility     | ISA, SIPP and direct invest eligible.<br>NURS and UCITS, please enquire.  |
| Structure       | Irish UCITS fund, regulated by the Central Bank of Ireland, recognised by the Financial Conduct Authority, with UK Reporting Fund status. |

## Managers

### Peter Spiller

Co - Chief Investment Officer

Peter founded CGAM in 2000 and has managed the fund since inception. Prior to founding CGAM, Peter was a partner and strategy director at Cazenove & Co Capital Management and a US equity investor at Capel Cure Myers.

### Chris Clothier

Co - Chief Investment Officer

Chris joined CGAM in 2015 and has managed the fund since that time. Chris joined CGAM from IPGL Limited, a private investment vehicle. Prior to that he worked at MMC Ventures.

### Alastair Laing

CEO, Fund Manager

Alastair joined CGAM in 2011 and has managed the fund since that time. Alastair joined CGAM from HgCapital LLP and prior to that worked with the mergers and acquisitions team at Deloitte LLP.

## Summary Risk Factors

---

Any person subscribing for an investment in the Fund must be able to bear the risks involved and must meet the Fund's suitability requirements. Some or all investment products may not be suitable for certain investors. No assurance can be given that the Fund's investment objectives can be achieved. Among the risks that we wish to call to the particular attention of prospective investors are the following:

- The Fund is speculative and involves a degree of risk;
- An investor could lose all or a substantial amount of his or her investment;
- CG Asset Management Limited ("CGAM") has total trading authority over the Fund, and the Fund is dependent upon the services of CGAM. The use of a single advisor applying generally similar trading programs could mean lack of diversification and, consequentially, higher risk;
- There is no secondary market for the investors' interest in the Fund and none is expected to develop; and
- The Fund's performance may be volatile.

The offering memorandum or similar materials for the Fund sets forth the terms of an investment in the Fund and other material information, including risk factors, conflicts of interest, fees and expenses, and tax-related information. Such materials must be reviewed prior to any determination to invest in the Fund described herein.

## Important Information

---

CG Asset Management Limited ("CGAM") is authorised and regulated by the Financial Conduct Authority to carry on regulated activities in the United Kingdom.

The information contained in this Document has been prepared by and is the sole copyright of CGAM.

No representation is being made that the Fund or any other fund or account will or are likely to achieve profits or losses similar to those shown and, as with any investment, there is a possibility of profit as well as the risk of loss. Past performance is not indicative of future results.

The information contained in this Document is not investment, tax, accounting or legal advice and does not take into consideration the investment objectives, financial situation or particular needs of the recipient. Investing entails certain risks, including the possible loss of the entire principal amount invested. The recipient of this Document should seek its own financial, tax, accounting and legal advice in connection with any proposed investment.

No representation or warranty is made or given by CGAM or any of its members, officers, employees or affiliates as to the accuracy, completeness or fairness of the information contained in this Document. No responsibility or liability is accepted for any such information. The information in this Document has not been independently verified and is subject at all times to the conditions, caveats and limitations described in this Document. All opinions, projections and estimates constitute the judgment of CGAM as of the date of this Document and are subject to change without notice. The delivery of this Document at any time subsequent to the date of this Document will not under any circumstances create an implication that the information contained herein is correct as of any time subsequent to such date. No reliance may be placed for any purpose whatsoever on the information contained in this Document or on its completeness. Any risk guidelines referred to herein are internal risk guidelines and are subject to change by CGAM without notice to investors.

This Document is not intended to be distributed in any jurisdiction where such distribution is not permitted by the local law. Without prejudice to the generality of the foregoing, this document is not intended, and should not be construed as, marketing of any alternative investment fund for the purposes of any legislation implementing EU Directive 2011/61/EU on Alternative Investment Fund Managers in any member state of the EEA.

The information contained in this Document has not been approved by the UK Financial Conduct Authority or any other regulatory authority, nor has any regulatory authority passed upon the accuracy or adequacy of this Document.

Data provided herein may originate from Bloomberg Index Services Limited. BLOOMBERG® is a trademark and service mark of Bloomberg Finance L.P. and its affiliates (collectively "Bloomberg"). Bloomberg or Bloomberg's licensors own all proprietary rights in the Bloomberg Indices. Bloomberg does not approve or endorse this material or guarantee the accuracy or completeness of any information herein, nor does Bloomberg make any warranty, express or implied, as to the results to be obtained therefrom, and, to the maximum extent allowed by law, Bloomberg shall not have any liability or responsibility for injury or damages arising in connection therewith.