

A black and white photograph of two mountain goats standing on a dark, layered rock face. The goat on the left is slightly higher and more upright, while the one on the right is lower and more hunched. Both have thick, light-colored fur and curved horns. The background is a dark, textured rock wall with horizontal and diagonal fissures.

CG Asset Management

Q3 2024 Webinar

October 2024

cgam

Disclaimer

CG Asset Management Limited ("CGAM") is authorised and regulated by the Financial Conduct Authority to carry on regulated activities in the United Kingdom.

The information contained in this Document has been prepared by and is the sole copyright of CGAM.

No representation is being made that the Fund or any other fund or account will or are likely to achieve profits or losses similar to those shown and, as with any investment, there is a possibility of profit as well as the risk of loss. Past performance is not indicative of future results.

The information contained in this Document is not investment, tax, accounting or legal advice and does not take into consideration the investment objectives, financial situation or particular needs of the recipient. Investing entails certain risks, including the possible loss of the entire principal amount invested. The recipient of this Document should seek its own financial, tax, accounting and legal advice in connection with any proposed investment.

No representation or warranty is made or given by CGAM or any of its members, officers, employees or affiliates as to the accuracy, completeness or fairness of the information contained in this Document. No responsibility or liability is accepted for any such information. The information in this Document has not been independently verified and is subject at all times to the conditions, caveats and limitations described in this Document. All opinions, projections and estimates constitute the judgment of CGAM as of the date of this Document and are subject to change without notice. The delivery of this Document at any time subsequent to the date of this Document will not under any circumstances create an implication that the information contained herein is correct as of any time subsequent to such date. No reliance may be placed for any purpose whatsoever on the information contained in this Document or on its completeness. Any risk guidelines referred to herein are internal risk guidelines and are subject to change by CGAM without notice to investors.

This Document is not intended to be distributed in any jurisdiction where such distribution is not permitted by the local law. Without prejudice to the generality of the foregoing, this document is not intended, and should not be construed as, marketing of any alternative investment fund for the purposes of any legislation implementing EU Directive 2011/61/EU on Alternative Investment Fund Managers in any member state of the EEA.

The information contained in this Document has not been approved by the UK Financial Conduct Authority or any other regulatory authority, nor has any regulatory authority passed upon the accuracy or adequacy of this Document.

Overview

Funds Summary

Strategy	Fund	Launched	AUM ⁶	Dealing Frequency	AMC Fee	TER
Absolute Return Long only investments in a portfolio of bonds, equities and commodities	Capital Gearing Trust	1982 ¹	£957m	Listed	0.39% ³	0.47%
	CG Absolute Return (EUR Hedged, USD Hedged available)	2016	£893m	Daily	0.35%	0.45%
	Capital Gearing Portfolio (P,V shares)	2001	£272m	Daily	0.75%	0.84%
Real Return Long only investments in index linked bonds	Real Return Fund (GBP Hedged available)	2004	£404m	Daily	0.30% / 0.20% ⁴	0.39%
	Dollar Fund (GBP Hedged, EUR Hedged and USD Unhedged available)	2009	£607m	Daily	0.25% / 0.15% ⁵	0.35%
	CG UK Index-Linked Bond Fund	2023	£13m	Daily	0.15%	0.24%

¹ Peter Spiller began managing Capital Gearing Trust in 1982; ² Capital Gearing Trust is an Investment Trust listed on the London Stock Exchange, all other funds are Open Ended UCITS listed on the Dublin Stock Exchange; ³ Tiered fee structure, marginal rate is 0.3% above £500m; ⁴ 0.3% below £500m, 0.2% above; ⁵ 0.25% below £1,000, 0.15% above; ⁶ As at 30 September 2024

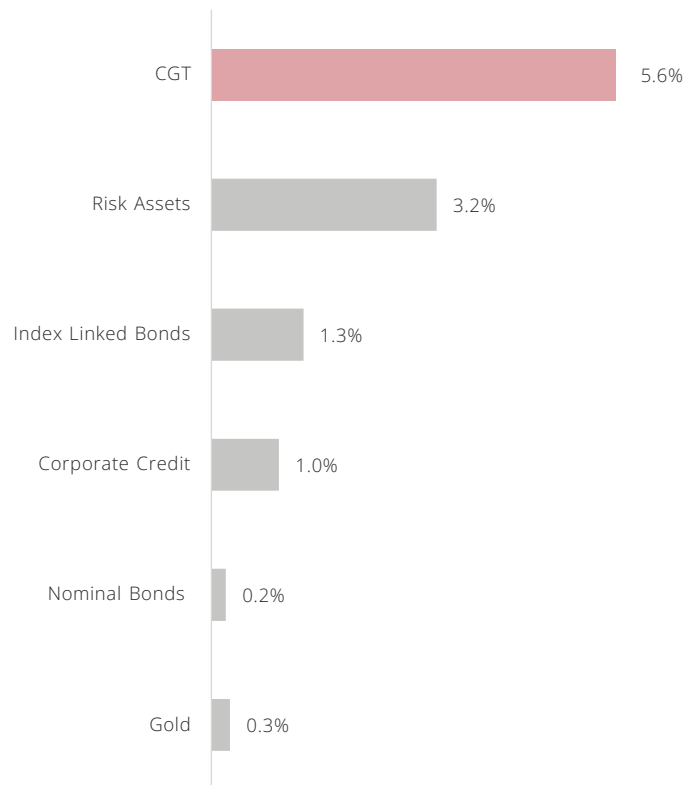
Positioning and Returns

CGAM Q3 2024 Webinar

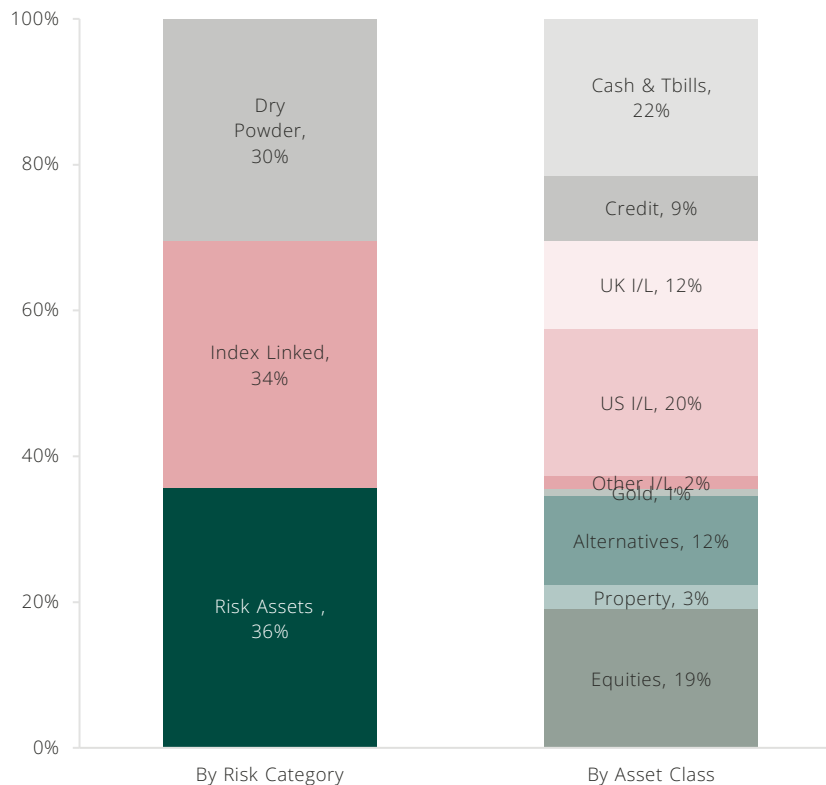


The portfolio performed defensively through a volatile period

Contribution by Asset Class LTM September 2024¹



CGT Asset Allocation September 2024



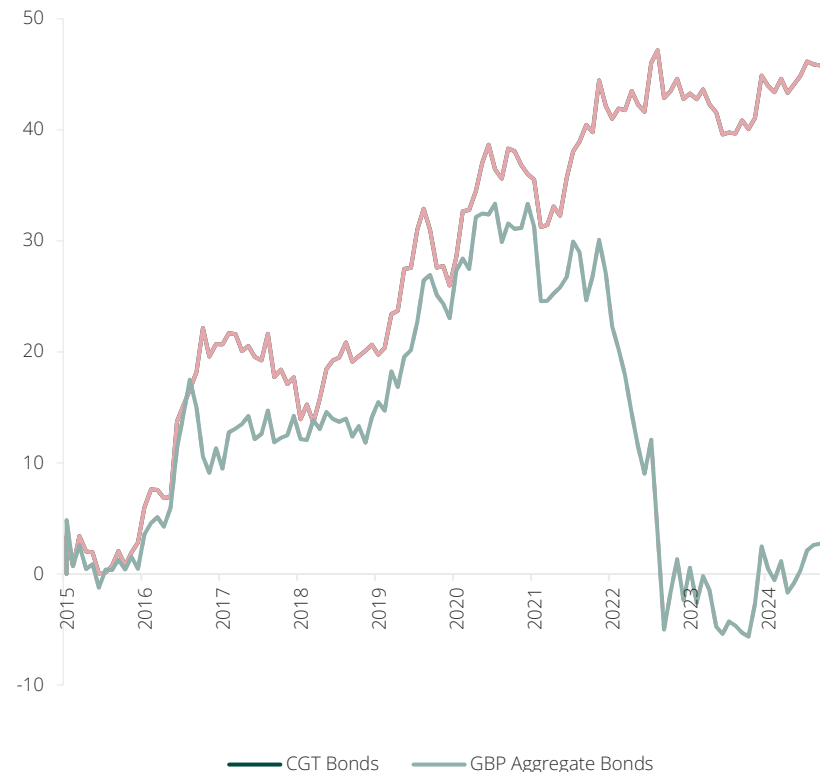
¹ Performance net of fees
Source: CGAM, Bloomberg Finance L.P., Northern Trust

Both equity and bond portfolios have contributed to performance

CGT Risk Assets Returns Performance to September 2024¹



CGT Bonds Only Returns Performance to September 2024¹



¹Risk Assets include equities, property, alternatives and gold. Bonds include credit and sovereign bonds (excluding T-Bills and cash), start period reflects the longest period available for CGT under Bloomberg AIM
Source: Bloomberg Finance L.P., Northern Trust

The long term returns of the IT Index have been similar to the MSCI World

Investment Trust Index and MSCI World Total Returns (x)



Investment Trust Index and MSCI World TR (Log x)



Source: Bloomberg Finance LP

Discount are still attractive...

Investment Companies Premium (+) / Discount (-) %



Alternative assets exclude 3i

...with catalysts at multiple levels to narrow them

Reversal of macro factors

- Fixed income allocations are better balanced
- Multi-asset outflows have largely slowed
- Cost disclosure changes will help at the margin

...with catalysts at multiple levels to narrow them

Reversal of macro factors

- Fixed income allocations are better balanced
- Multi-asset outflows have largely slowed
- Cost disclosure changes will help at the margin

Record return of capital

- C.£15bn returned through buybacks, wind downs and M&A in the last 18m
- 45 corporate actions, and counting
- Returns are being pulled up by their bootstraps

...with catalysts at multiple levels to narrow them

Reversal of macro factors

- Fixed income allocations are better balanced
- Multi-asset outflows have largely slowed
- Cost disclosure changes will help at the margin

Record return of capital

- C.£15bn returned through buybacks, wind downs and M&A in the last 18m
- 45 corporate actions, and counting
- Returns are being pulled up by their bootstraps

Engagement leading to constructive outcomes

- Governance has improved over the years
- The emergence of more value players has helped
- Boards are more willing to engage, especially with us

We have increased our special situations and activist positions

PRS REIT: Share Price (GBP)



1. Net asset values are reported on a weekly basis for BHMG
Source: Bloomberg Finance L.P.

Outlook

CGAM Q3 2024 Webinar

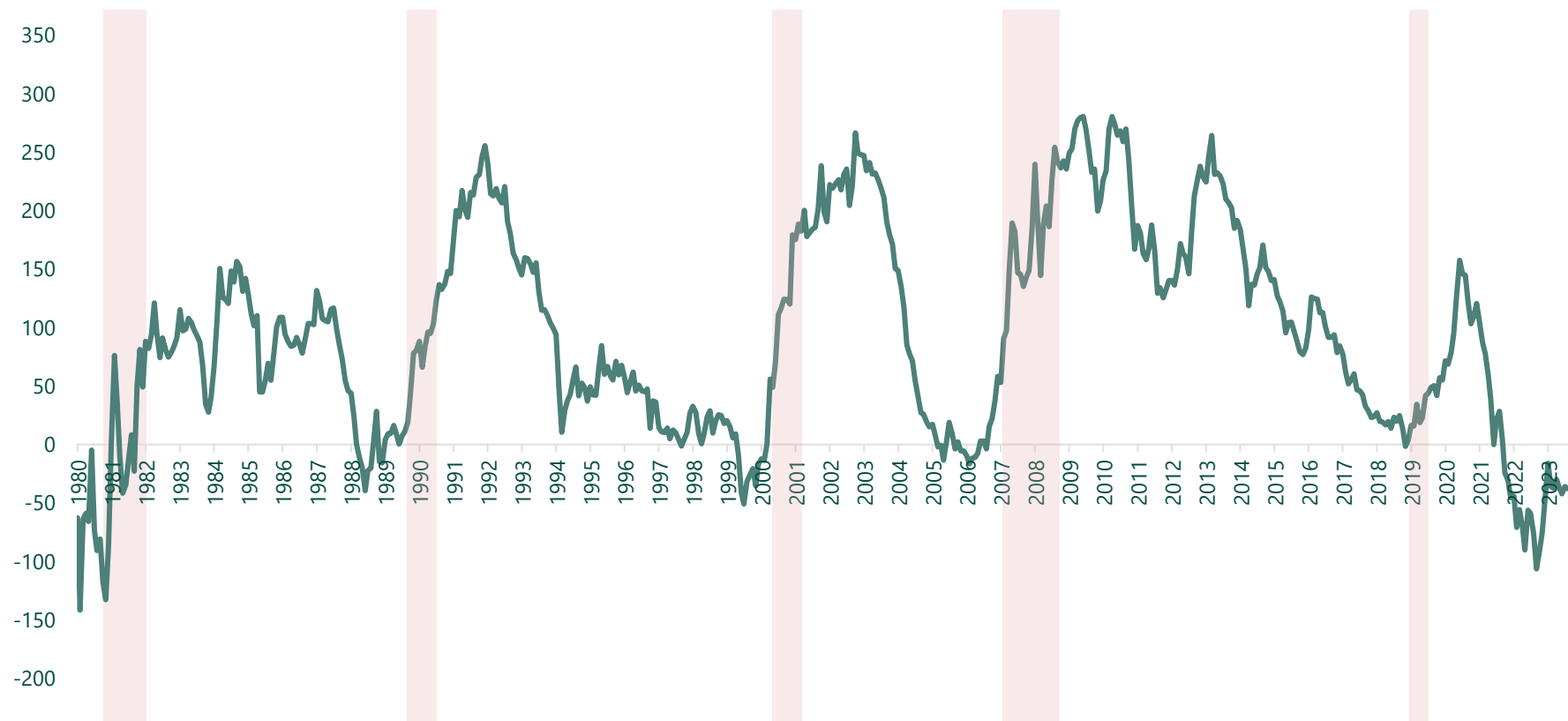
cgam

Paul the Psychic Octopus was one of the breakout stars of the 2010 world cup



Is the yield curve the psychic octopus of the financial world?

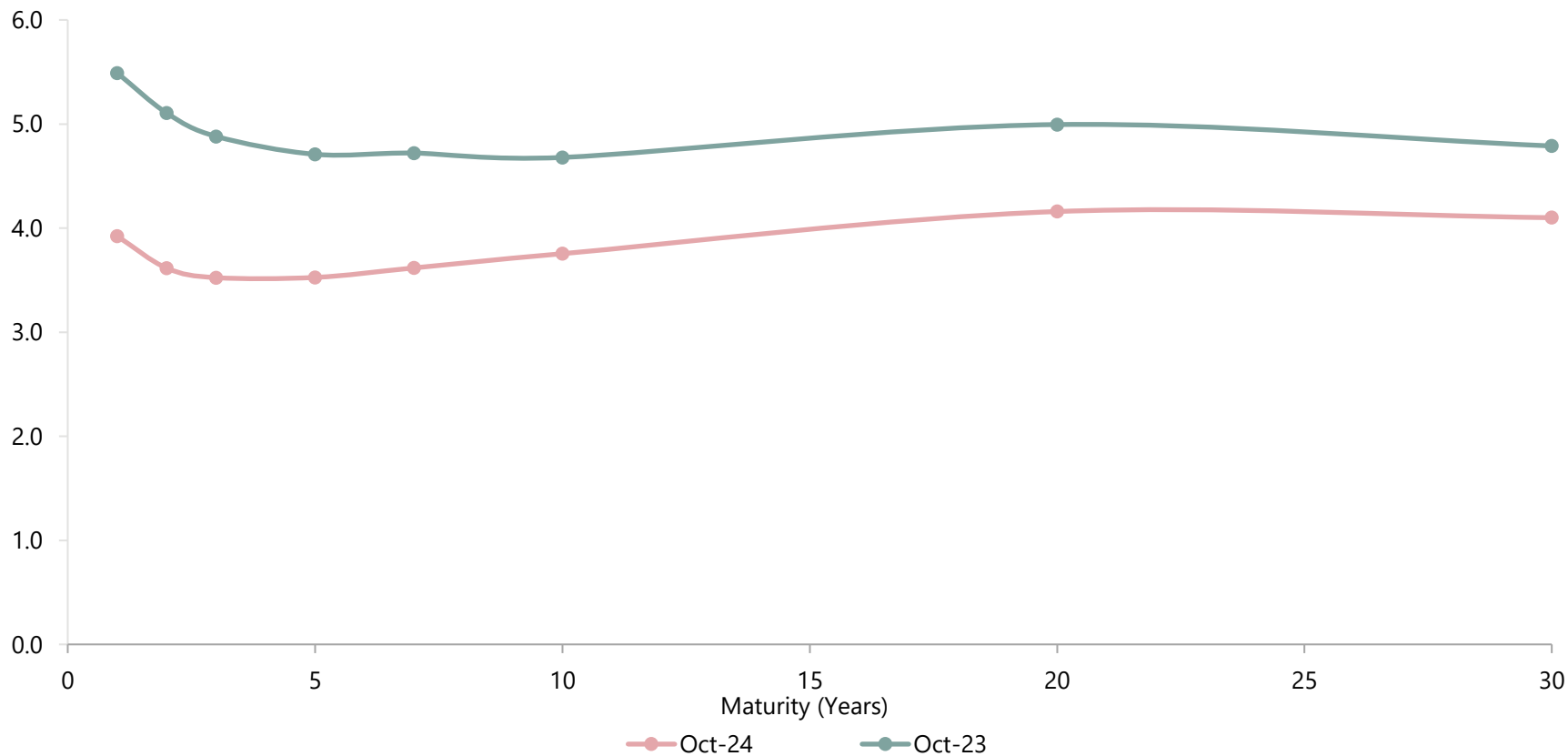
US 2Y/10Y Spread (shaded areas denote recessions)



Source: Bloomberg Finance L.P.

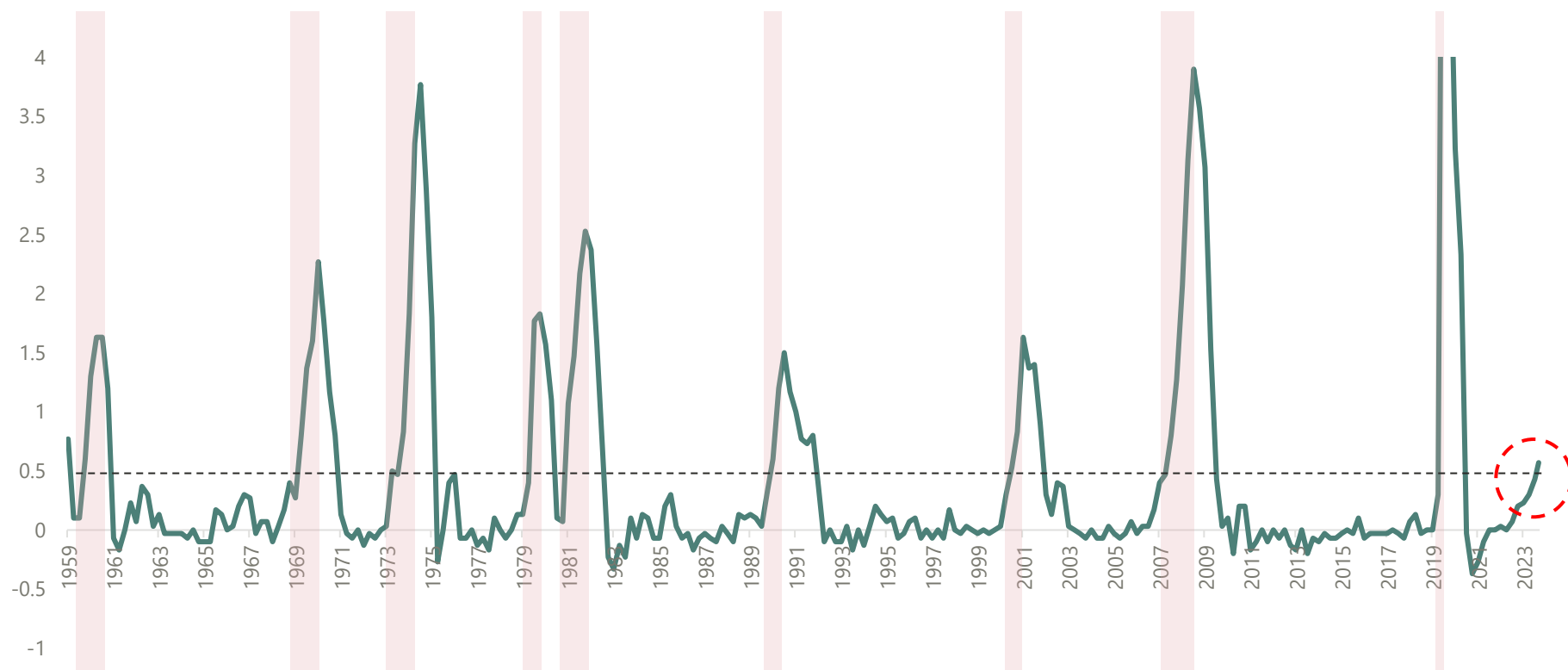
The curve is dis-inverting, with just the tip of the tentacle left to uncurl

US Nominal Curve Development



The dis-inversion and the Sahm Rule are moving with spooky synchronicity

Sahm Rule¹⁾



1) Named after Fed economist Claudia Sahm, the Sahm rule states that "When the three-month moving average of the national unemployment rate is 0.5 percentage point or more above its low over the prior twelve months, we are in the early months of a recession"

Source: BLS, Claudia Sahm, Bloomberg Finance LP

The Sahm Rule is a heuristic and not a fundamental law!



“The Sahm rule is an empirical regularity. It’s not a proposition; it’s not a law of nature.”

Claudia Sahm

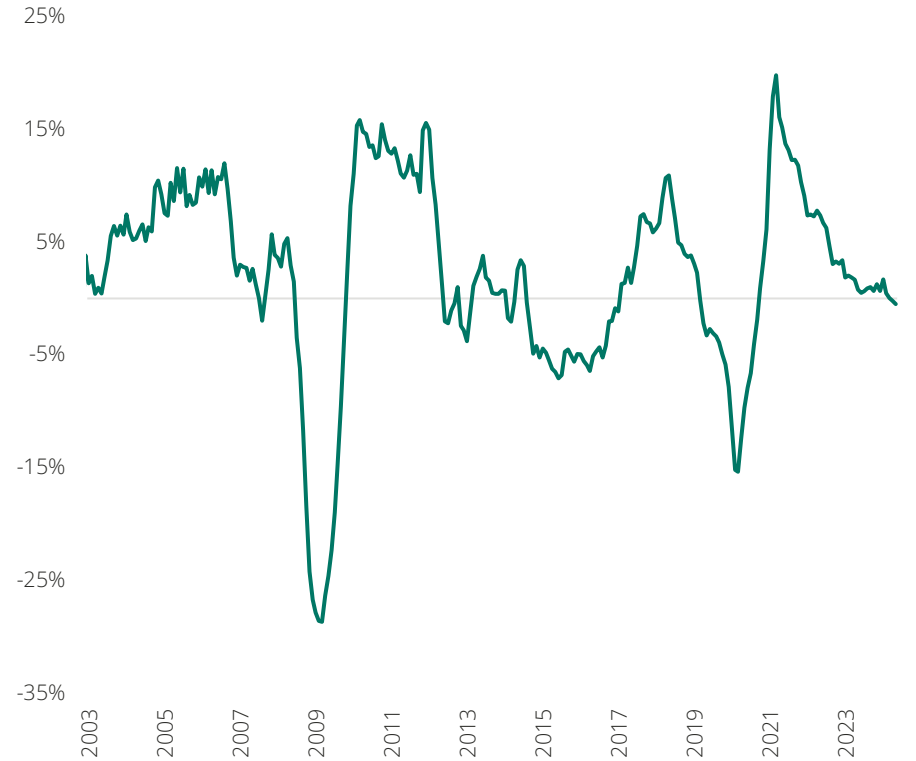
MACRO BACKDROP

US consumer is struggling and US corporates are showing caution

US Credit Card Debt - % of Balance 90+ days delinquent



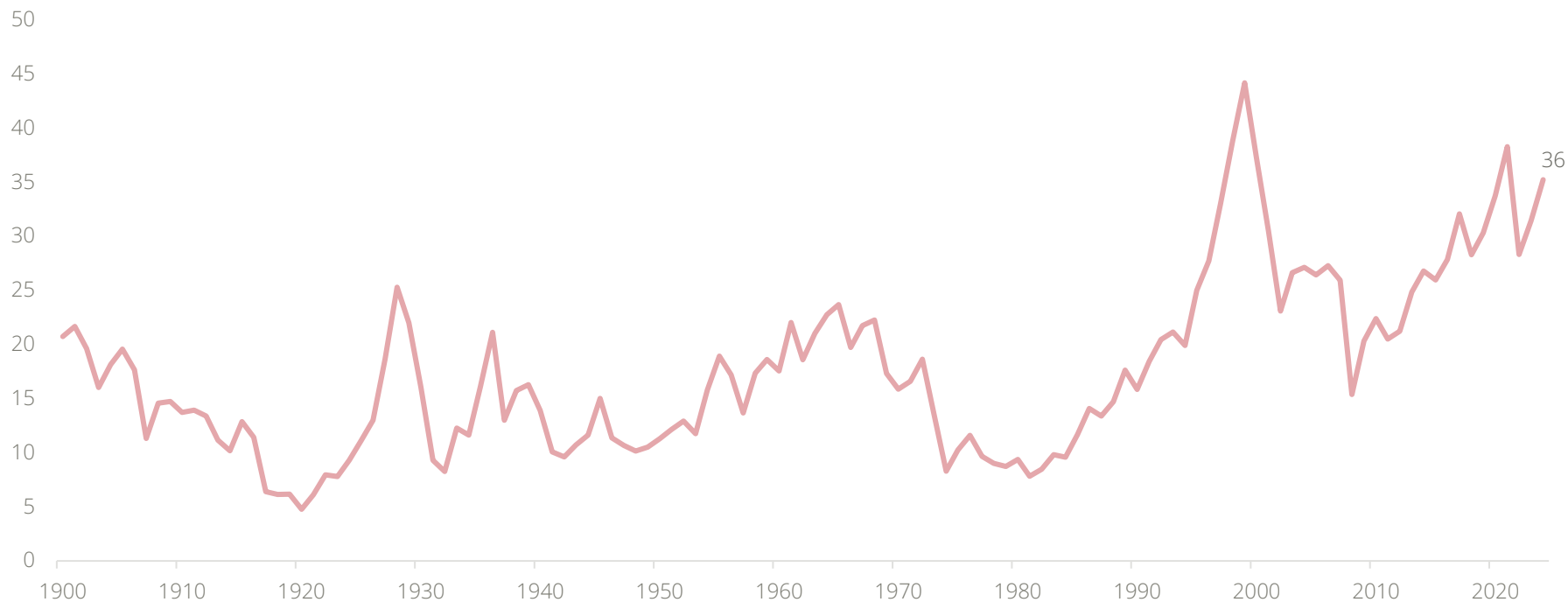
US Non-defense New Orders Capital Goods - % chg yoy (3m avg)



Source: New York Fed, US Census Bureau, Bloomberg

Today CAPE sits at its 97 percentile against a backdrop of tech mania – sound familiar?

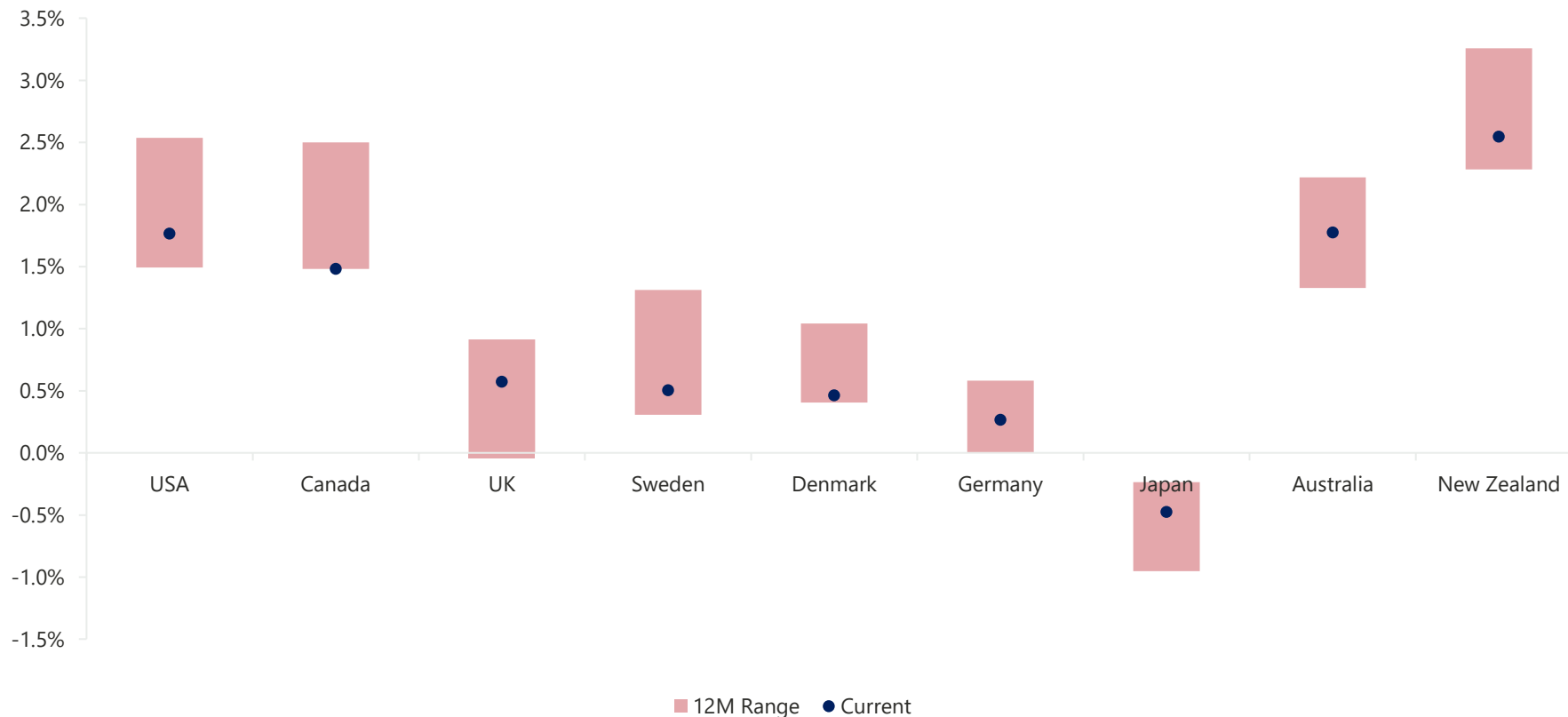
US Stock Market - CAPE Ratio



Source: Princeton University Press, Robert J. Shiller

Index-linked bond markets are offering risk-free returns well ahead of inflation

Developed Government Bond 10 Year Real Yields

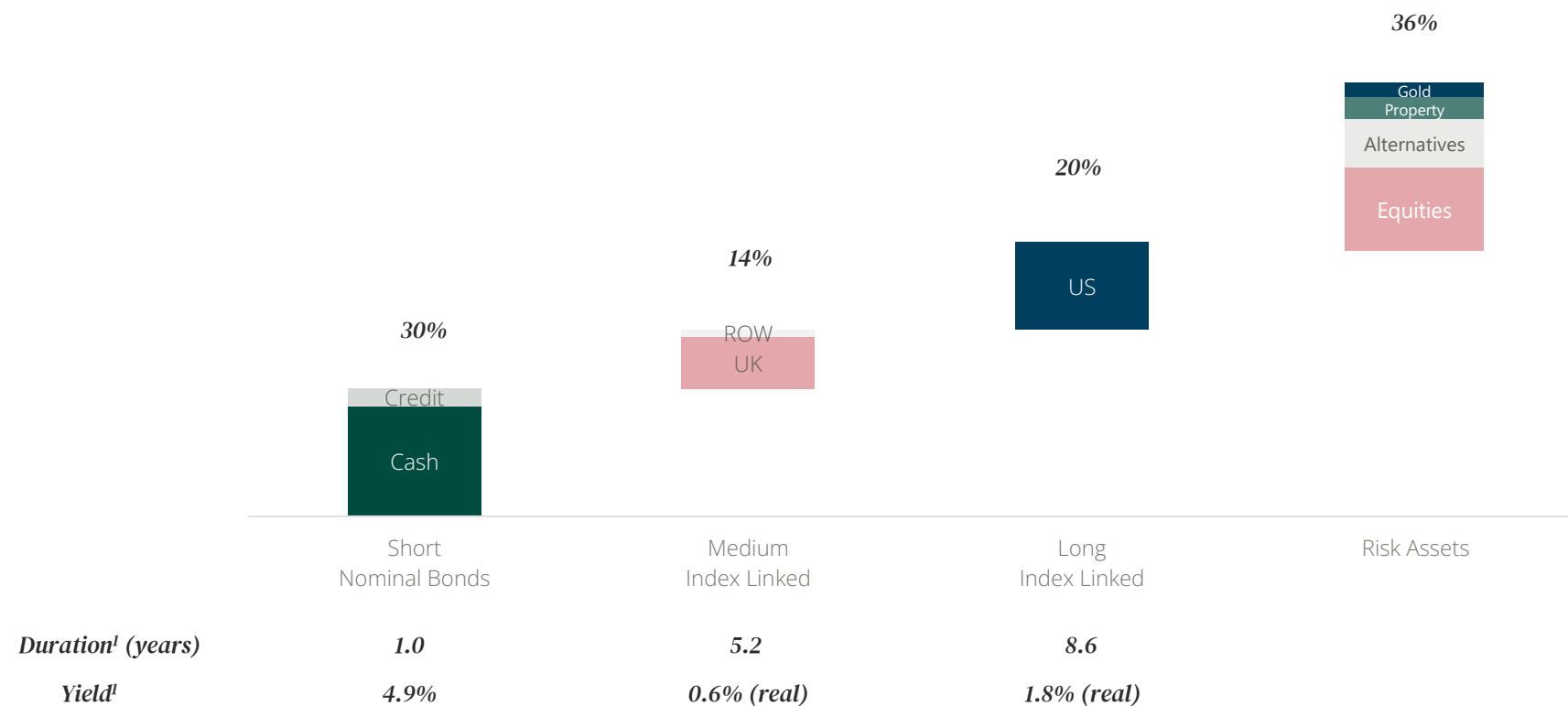


Source: Bloomberg Finance L.P.

Outlook

We are excited about medium term returns despite our defensive positioning

CGT Asset Allocation and Yields September 2024



1. Weighted portfolio option adjusted duration and yield to maturity. UK real reflects RPI
 Source: Bloomberg Finance L.P., Northern Trust

IR@cgasset.com

+44 (0)203 906 1649

20 King Street, London, EC2V 8EG

www.cgasset.com

cgam